

CONTENTS

REPORT AUTHOR

FOREWORD

LIST OF TABLES

LIST OF FIGURES

EXECUTIVE SUMMARY	11
1. MARKET	13
1.1 Introduction	13
1.1.1 Most common causes of infertility or sub-fertility	13
1.2 Definition	14
1.3 Size	17
1.4 Growth	18
1.5 Segmentation	23
1.6 Funding - by payor type	26
1.7 Demand drivers	26
1.8 Supply and demand	30
1.9 Performance measures	30
2. POLITICS AND REGULATION	39
2.1 History	39
2.1.1 Legislation and regulation	39
2.1.2 Regulation of providers	39
2.1.3 Industry associations	40
2.1.4 Consumer/patient support organisations	41
3. PAYORS	43
3.1 Payor breakdown and analysis	43
3.2 Payor trends	44
3.2.1 NHS commissioners	44
3.2.2 Self payers	47
3.3 Pricing	48

4.	MAJOR PROVIDERS	51
4.1	Market concentration and group penetration	51
4.2	Market Shares	51
4.3	Consolidation (trends to date in group penetration)	54
4.4	Exits and entries	55
4.5	Economies of scale and scope	56
5.	INVESTORS	57
5.1	Private Equity	57
5.1.1	Owner Managed Businesses	57
5.1.2	Private equity investments	57
5.1.2.1	The Fertility Partnership and White Cloud	58
5.1.2.2	Assisted Reproduction and Gynaecology Centre (ARGC) and CBPE Capital	58
5.1.2.3	Care Fertility and Bowmark Capital	59
5.1.2.4	Create Fertility and Baronsmead VCT (managed by Livingbridge)	59
5.1.2.5	Bourn Hall and Mobeus	60
5.1.2.6	Gennet and Hartenberg Holdings	60
5.2	Listed companies	62
5.3	History of major transactions	62
6.	MARKET POTENTIAL	65
6.1	Demand expectations	65
6.2	International comparisons	65
6.2.1	Rate of IVF Treatment	65
	APPENDIX 1 - GLOSSARY	73
	APPENDIX 2 - KEY LEGISLATION	77
	APPENDIX 3 - THE PROCESS OF IVF	79
	APPENDIX 4 - REGULATORS	81
	APPENDIX 5 - PROFESSIONAL AND PATIENT ASSOCIATIONS	83
	APPENDIX 6 - TOTAL VOLUME AND VALUE OF IVF CYCLES FUNDED BY CCGs	85
	APPENDIX 7 - PROVIDER PROFILES	105
	APPENDIX 8 - FINANCIAL APPENDIX	119


LIST OF TABLES

Table 1.1	Causes of infertility among patients seeking IVF, 2014-2016	14
Table 1.2	Fertility market estimated value, 2016	17
Table 1.3	IVF cycles and treatment, 1992-2016	18
Table 1.4	Classified IVF cycles by egg and semen source and fresh vs frozen	20
Table 1.5	IVF success rates and multiple birth rates 1991-2016	21
Table 1.6	IUI and IVF treatment by partner status, 2016	25
Table 1.7	Cycles and clinics by region, 2016	26
Table 1.8	Cycles and clinics by payor type, 2008-16	27
Table 1.9	Median age of mother for all/first births, 1966-2016	28
Table 1.10	New STI diagnoses, 2008-2016	29
Table 1.11	IVF clinics by year of first registrations with HFEA	30
Table 1.12	Key data by age, 2012-15, fresh cycles with own eggs	31
Table 1.13	Clinics ranked by success rate, per embryo transferred, 2012-15	32
Table 1.14	Success rates by group, 2012-15	35
Table 1.15	Age adjusted success rates by clinic, sorted by birth per embryo, 2012-15	35
Table 1.16	Age adjusted success rates by group, 2012-15	38
Table 3.1	IVF cycles by payor and provider type, 2016	44
Table 3.2	NHS funded IVF cycles by procurement model and provider type, 2016	46
Table 3.3	NHS funded IVF cycles by procurement model and provider type, 2016	47
Table 3.4	IVF services private pricing examples, 2017	49
Table 4.1	IVF clinics by ownership, 2016	51
Table 4.2	Number of IVF treatment cycles by clinic, 2016	52
Table 4.3	Number of IVF treatment cycles by group, 2016	54
Table 4.4	Number of IVF treatment clinics by group, 2016	55
Table 5.1	Recent International IVF investments by private equity	57
Table 5.2	Major listed IVF providers	62
Table 6.1	Total IVF cycles per thousand population (including all IVF types), 2013	66
Table 6.2	Cross border IVF cycles with EU destinations, 2013	67
Table 6.3	Cycles (000) per million population adjusted for cross border	67
Table 6.4	Comparison of IVF international legislation, 2017	68
Table 6.5	Average age of mother when first child was born, 2005-2016	69
Table 6.6	Increasing cases of STDs, various EU countries, volume (index 100=2004)	70

Healthcare Market Reports




Dentistry



Health Cover




In Vitro Fertilisation



Mental Health Hospitals




Private Acute Healthcare



Private Acute Healthcare
Central London



Retail Pharmacy



UK Healthcare
Market Review

Our consultants publish more than 20 regularly updated market reports on all aspects of the healthcare and social care markets.

The reports cover the market size, segmentation and trends as well as analysis of the political, economic, competitive and investment environment.

Titles cover specific areas of the Healthcare and Social Care markets, while LaingBuisson's UK Healthcare Market Review is a comprehensive overview of the whole market and all the market reports, and includes access to *CareDirectory*, an online database of all provider profiles and financials.

All report titles are available in two packages: Single-user Printed Hard Copy and Multi-user Digital PDF + Printed Hard Copy (including Excel file of all included data figures and tables).

For further information on any title visit laingbuisson.com where you can download full brochures and contents pages, or contact our account managers on sales@laingbuisson.com or +44 (0)20 7841 0045

Forthcoming titles

- Cosmetic Surgery
- Digital Healthcare
- Out of Hospital Healthcare
- Private Healthcare UK Self-Pay Study

LIST OF FIGURES

Figure 1.1	IVF cycles and treatment, 1992-2016	19
Figure 1.2	Estimated fertility market value by payor, £m, 2009-2016	19
Figure 1.3a	IVF success rates and multiple births - fresh eggs, 1992-2016	22
Figure 1.3b	IVF success rates and multiple births - frozen eggs, 1992-2016	23
Figure 1.4	Segmentation (%) by age of female partner at time of treatment, 1992-2016	23
Figure 1.5	IVF cycles by age of female partner, segmentation over time, 1992-2016	24
Figure 1.6	Segmentation (number of cycles) by age of female partner at time of treatment, 1992-2016	24
Figure 1.7	Treatment by partner status, %, 2016	25
Figure 1.8	Cycles and clinics by region, per 000 and % NHS funded	27
Figure 1.9	Median age of mother for all/first births, 1966-2016	29
Figure 1.10	IVF clinics by year of first registration with HFEA, and cycle volume	30
Figure 3.1	NHS Clinical Commissioning Groups, number of IVF cycles offered	45
Figure 6.1	Average age of mother when first child was born, various EU countries, 2005-2016	69
Figure 6.2	Increasing cases of STDs, various EU countries, volume (index 100=2004)	71
Figure 6.3	Increasing male infertility, Western countries, 1973 cf. 2011	72



Healthcare Markets is the leading journal covering the UK independent healthcare sector. Drawing upon LaingBuisson's unique data, the title combines high-quality journalism with in-depth analysis and contributions from key industry associations and sector experts. Digital and print subscriptions include access to an online archive dating back to 1998.

For further information on these titles visit laingbuissonnews.com where you can sign up for a trial, or contact our account managers on sales@laingbuisson.com or +44 (0)20 7841 0045

*Independent.
Intelligent.
Insightful.*

- Ten print editions** - delivered through the year
- News insight** - taking stories beyond the headlines
- In depth features** - written by authors with a deep understanding of the markets
- Interviews** - with leading healthcare figures
- Unique data tables** - presenting LaingBuisson figures on market sizes
- Special supplements** - including roundtable reports, cost surveys, infographic posters
- Online archive** - news and features dating back well over a decade
- Online bonuses** - including a healthcare sector deals table with links to accompanying news coverage
- News e-alerts** - delivered to your inbox

Additional subscriber benefits

- Early registration window** for LaingBuisson conferences and seminars, with fixed 'early bird' rate
- 5% discount** on all additional LaingBuisson product or event purchases made throughout your subscription

Subscribe now

Subscribe to a single printed hard copy title for just **£499** a year, or upgrade to receive print and digital copies for **£749***, or take out a subscription to both **Healthcare Markets** and **Care Markets** and pay just **£749** for print and **£999*** for the digital package.

Company-wide subscription packages also available including multiple print copies and online subscription accounts - call to discuss prices.

ppa
**independent
publisher awards**
Finalists